

7031

GENERAL NOTES

- 1. This drawing remains the property of CMGOI. Neither reproduction nor alteration should be made without prior written authorization of CMGOI.
- 2. CLIENT IS RESPONSIBLE FOR verifying and confirming suitability of all power pole locations as shown on the drawing and ensuring electrical wiring/circuits and data cabling are pulled in preparation of furniture installation.
- 3. All furniture must be installed as per the attached installation drawings, unless changes are approved by a representative of CMGOI.
- 4. Attached installation drawings are NOT to be scaled. They are intended for the sole purpose of furniture installation.
- 5. Actual Building dimensions have NOT been verified by CMGOI. All dimensions are based on the AutoCAD drawing supplied by the client.

#	DESCRIPTION	DATE

PROJECT NUMBER	UCU505	
CLIENT	Carleton University	
PROJECT DESCRIPTION	Grad Student Stations	
PROJECT ADDRESS	Minto Building	

CLIENT: Carleton University

PROJECT DESCRIPTION: Grad Student Stations

PROJECT ADDRESS: Minto Building

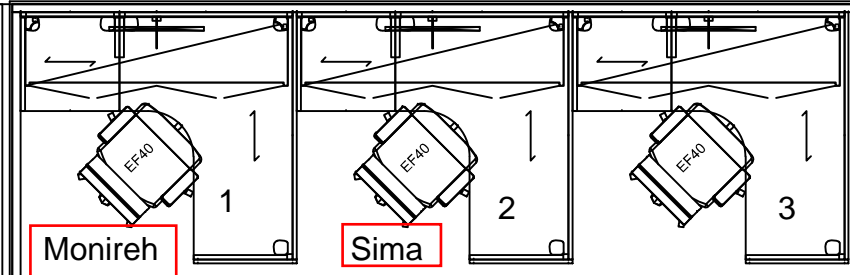
DRAWING TITLE: Option #1 Rms 7039/7035

SCALE	CLIENT REFERENCE NUMBER
N.T.S.	
DRAWN BY	DATE
A. Pilkington	3/5/2015
REVIEWED BY	DATE
APPROVED BY	DATE

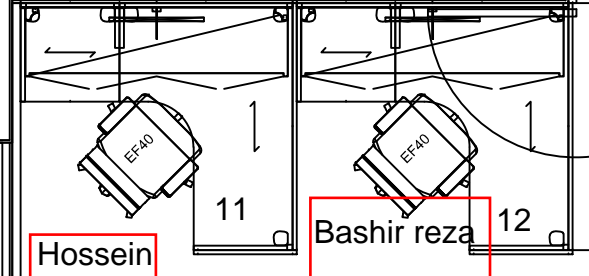
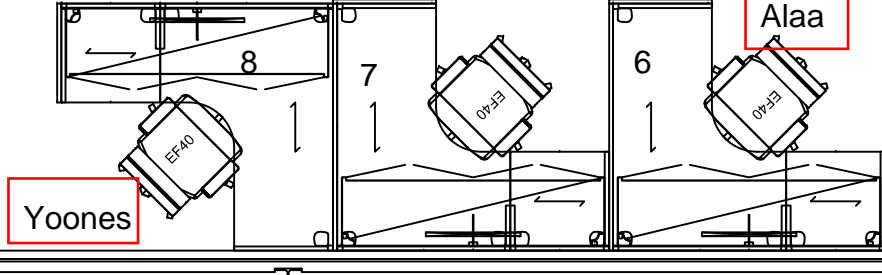
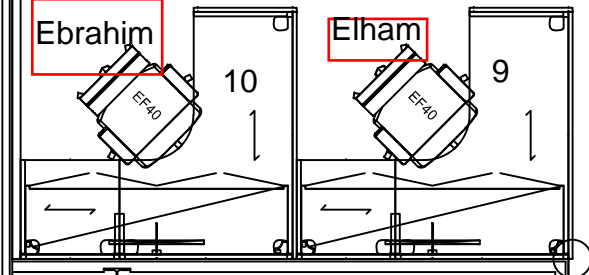
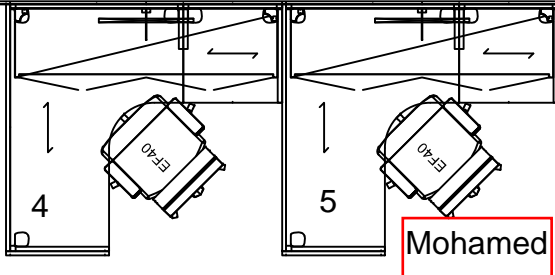


1000 Thomas Sproul Place Ottawa ON K1G 5L5
T: 613.224.7071 F: 1.866.891.7071 www.cgoi.com

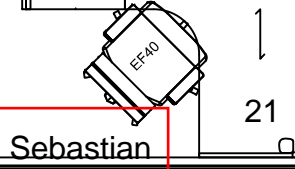
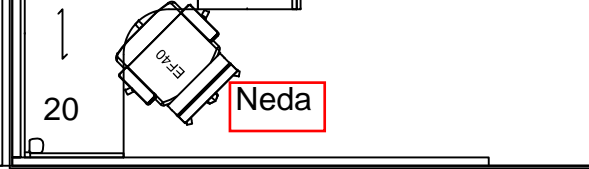
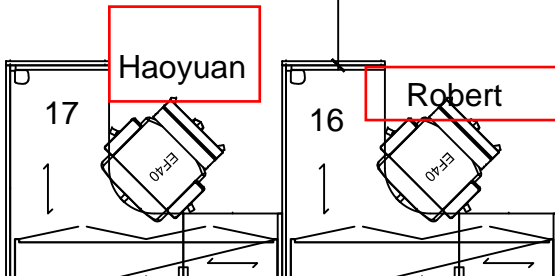

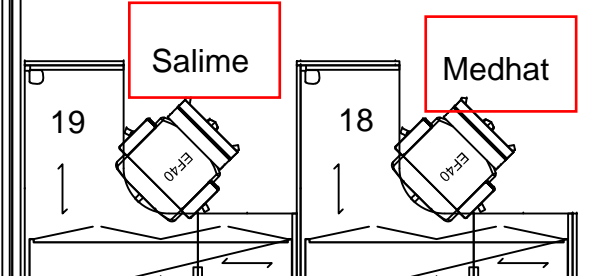
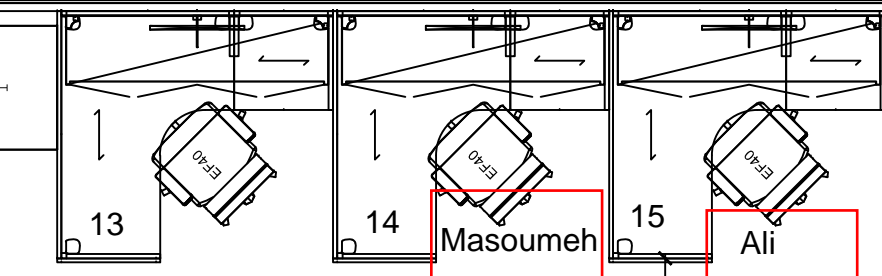
1



RESEARCH LAB 7039

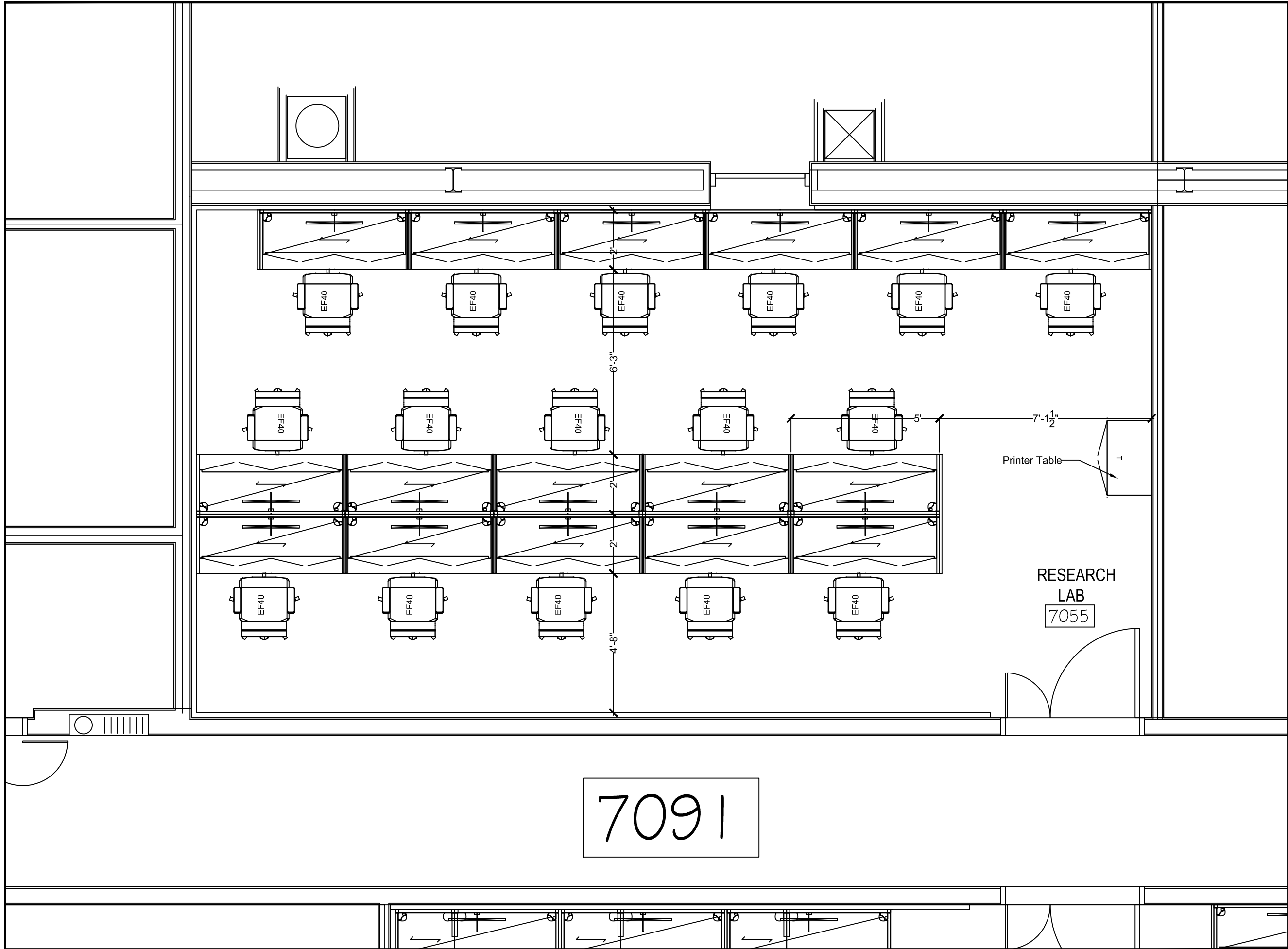


RESEARCH LAB 7035



7031

FILE PATH Y:\Clients\Carleton (UCU)\1.0 Projects\UCU505\3.0 Working Copies\3.1 AutoCAD Drawings\UCU505.dwg



GENERAL NOTES

1. This drawing remains the property of CMGOI. Neither reproduction nor alteration should be made without prior written authorization of CMGOI.
2. CLIENT IS RESPONSIBLE FOR verifying and confirming suitability of all power pole locations as shown on the drawing and ensuring electrical wiring/circuits and data cabling are pulled in preparation of furniture installation.
3. All furniture must be installed as per the attached installation drawings, unless changes are approved by a representative of CMGOI.
4. Attached installation drawings are NOT to be scaled. They are intended for the sole purpose of furniture installation.
5. Actual Building dimensions have NOT been verified by CMGOI. All dimensions are based on the AutoCAD drawing supplied by the client.

#	DESCRIPTION	DATE

PROJECT NUMBER
UCU505

CLIENT
Carleton University

PROJECT DESCRIPTION
Grad Student Stations

PROJECT ADDRESS
Minto Building

DRAWING TITLE
Option #1 Rms 7055

SCALE
N.T.S.

CLIENT REFERENCE NUMBER
DATE
3/5/2015

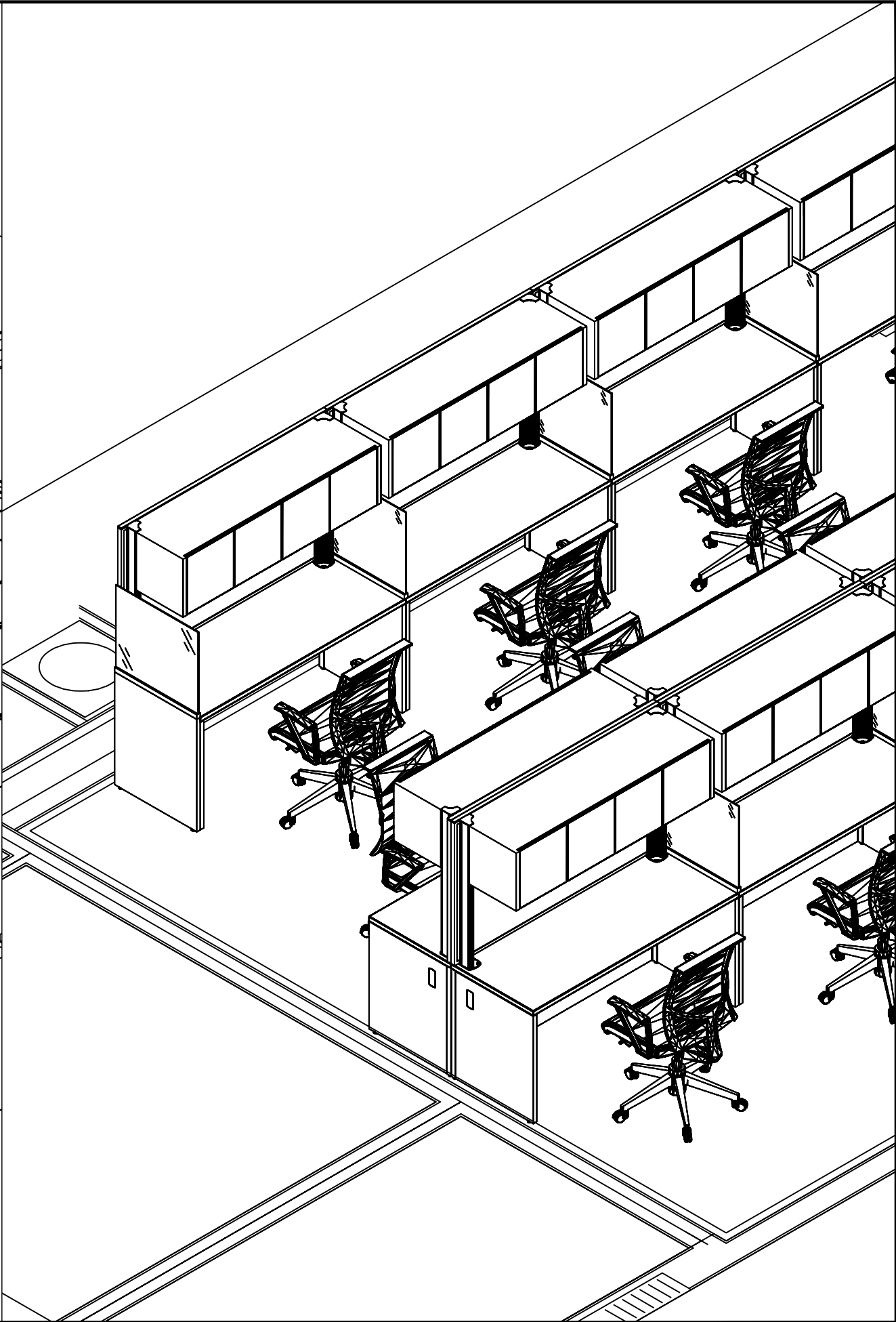
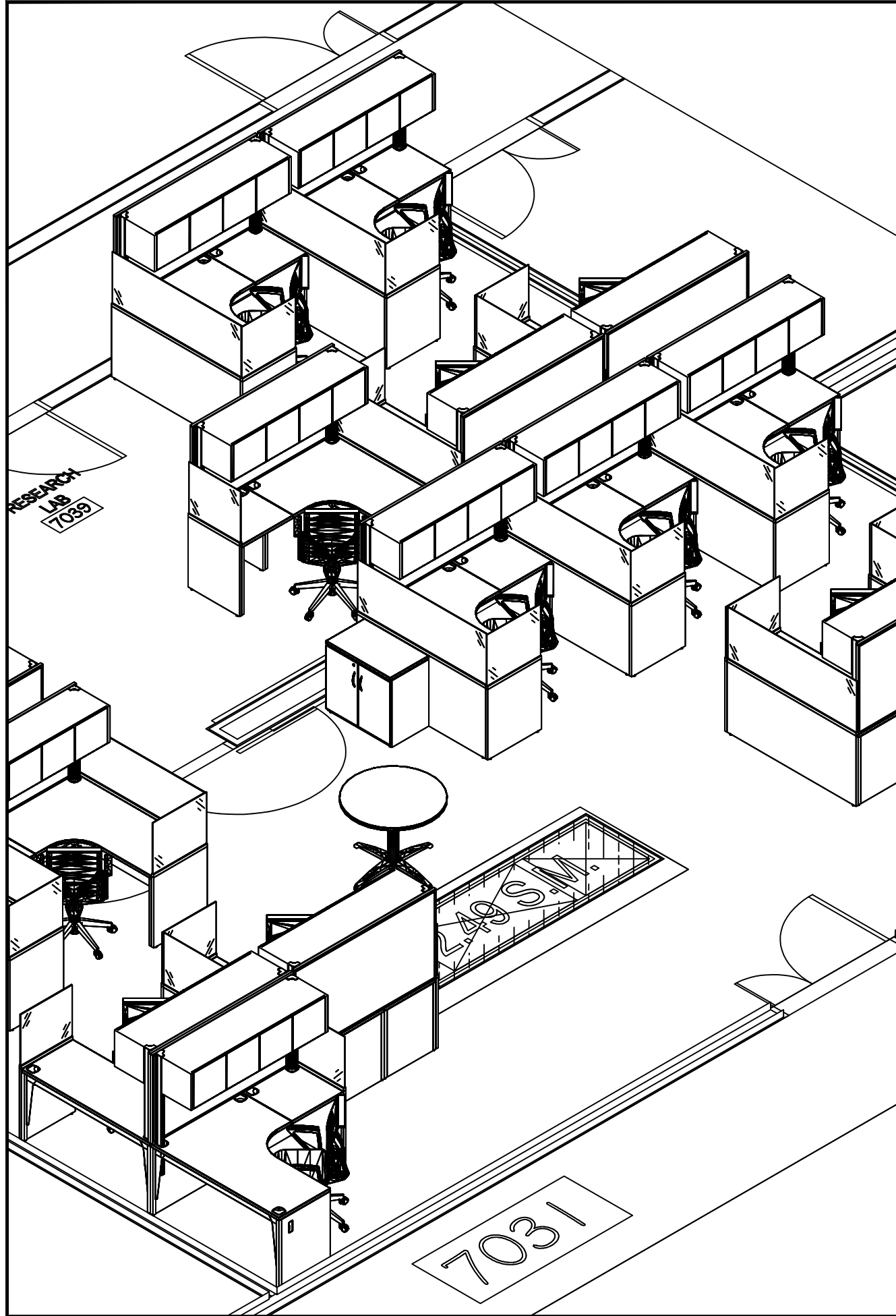
DRAWN BY
A. Pilkington

REVIEWED BY
DATE

APPROVED BY
DATE

SHEET NUMBER
2

1000 Thomas Sproull Place Ottawa ON K1G 5L5
T: 613.226.7071 F: 1.866.891.7071 www.cgoi.com



- GENERAL NOTES**
1. This drawing remains the property of CMGOI. Neither reproduction nor alteration should be made without prior written authorization of CMGOI.
 2. CLIENT IS RESPONSIBLE FOR verifying and confirming suitability of all power pole locations as shown on the drawing and ensuring electrical wiring/circuits and data cabling are pulled in preparation of furniture installation.
 3. All furniture must be installed as per the attached installation drawings, unless changes are approved by a representative of CMGOI.
 4. Attached installation drawings are NOT to be scaled. They are intended for the sole purpose of furniture installation.
 5. Actual Building dimensions have NOT been verified by CMGOI. All dimensions are based on the AutoCAD drawing supplied by the client.

#	DESCRIPTION	DATE

PROJECT NUMBER
UCU505

CLIENT
Carleton University

PROJECT DESCRIPTION
Grad Student Stations

PROJECT ADDRESS
Minto Building

DRAWING TITLE
3D Layouts

SCALE
N.T.S.

CLIENT REFERENCE NUMBER
DATE
3/5/2015

DRAWN BY
A. Pilkington

REVIEWED BY
DATE

APPROVED BY
DATE

SHEET NUMBER
2



FILE PATH Y:\Clients\Carleton (UCU)\1.0 Projects\UCU505\3.0 Working Copies\3.1 AutoCAD Drawings\UCU505.dwg